

How to register on bccan.org.au

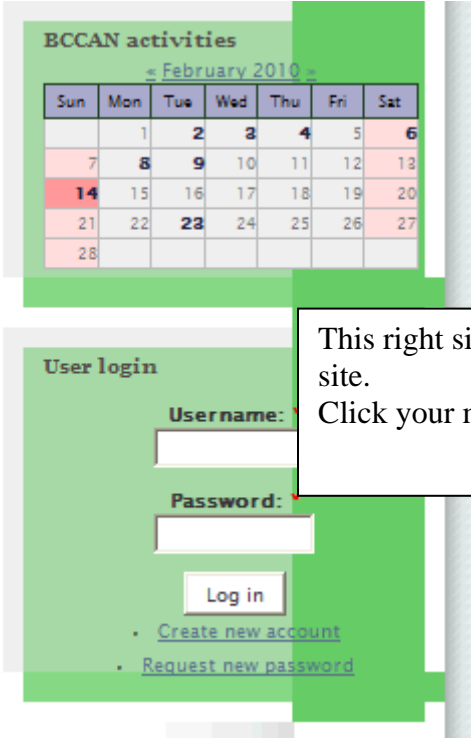
Registering with the web site will enable you to post your own content (questions and replies on the forum) and access other material.

It only takes a few minutes and is a once-only chore.

The Registration Process involves the following steps

- ◆ Find the login box in the right hand side navigation bar
- ◆ Click on the Register new user link
- ◆ Fill in the email and username text boxes
- ◆ Check your email for the reply with your password
- ◆ Optionally change your password
- ◆ Await notification of your successful registration
- ◆ Log in with your new credentials
- ◆ Change your password if you desire

Navigate to Log In Box



The image shows a screenshot of the BCCAN website. On the left, there is a calendar for February 2010. On the right, there is a 'User login' section with a 'Username:' field, a 'Password:' field, and a 'Log in' button. Below the login fields are two links: 'Create new account' and 'Request new password'. A text box on the right side of the page contains the following text:

This right side-bar is the navigation section to the BCCAN web site.
Click your mouse on the Create new account link.

Enter your email and username.

User account

[Create new account](#)

[Log in](#)

[Request new password](#)

Please [contact the web team](#) so we can verify your identity.

Username: *

Your preferred username; punctuation is not allowed except for periods, hyphens, and underscores.

E-mail address: *

A valid e-mail address. All e-mails from the system will be sent to this address. The e-mail address is not made public and will only be used if you wish to receive a new password or wish to receive certain news or notifications by e-mail.

[Create new account](#)

View your instructions



Bathurst Community Climate Action Network

Welcome to the Bathurst Community Climate Action Network Website

Thank you for applying for an account. Your account is currently an administrator.

In the meantime, your password and further instructions have been emailed to you.

This indicates you have been registered but you must retrieve your emailed details before you can log in to the site.

Open up your email and retrieve your message from BCCAN.

poth,

Thank you for registering at Bathurst Community Climate Action Network. Your application for an approval. Once it has been granted <http://bccan.org.au/user> using the password:

username: poth
password: [REDACTED]

You may click on the link given or go to the site and use the username you chose plus the password you have been sent to login.

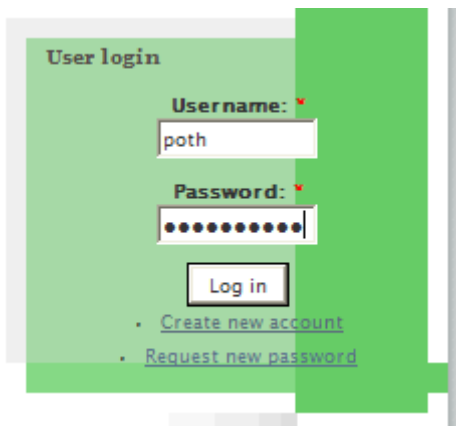
You may also log in by clicking on this link or copying and pasting it in your browser:

<http://bccan.org.au/user/reset/456/1266114680/393732027319bd8307029>

This is a one-time login, so it can be used only once.

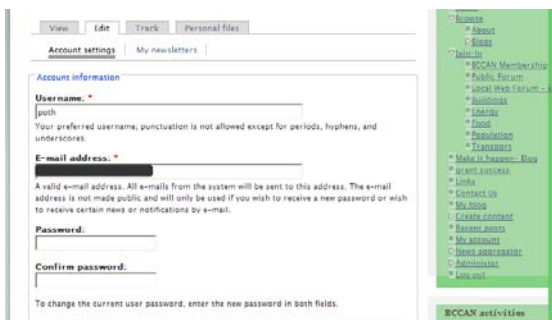
After logging in, you may wish to change your password at <http://bccan.org.au/user/456/edit>

Changing your Password.



The image shows a 'User login' form with a green background. It contains two input fields: 'Username:' with the value 'poth' and 'Password:' with a masked password of ten dots. Below the fields is a 'Log in' button. At the bottom, there are two links: 'Create new account' and 'Request new password'.

First log in with your username and given password



The image shows a web page for 'Account settings'. The 'Account information' section is highlighted. It includes fields for 'Username:' (value: poth), 'E-mail address:' (value: [REDACTED]), 'Password:', and 'Confirm password:'. A note below the password fields states: 'To change the current user password, enter the new password in both fields.' On the right side, there is a navigation menu with 'My account' highlighted.

Click on My Account from the navigation bar.

Fill in a new password and confirm that password.

Click submit.

